

cecotec



**TOASTERS**

2024

# Toast always to your liking

With the Cecotec range of toasters, you will get perfect pieces of toast at any time. Take advantage of its incredible power and select from up to 7 browning levels to achieve the optimum result for you. Prepare several pieces of toast at the same time and control the whole process thanks to the glass window. Toast bread, pastries and much more in the simplest way.



## Index

<b>Toast always to your liking</b>	<b>2</b>
A toaster for every purpose	4
ToastPad Double Connected	6
Toasting taken to the next level	6
App	6
Display	7
Power	9
Slots	9
Slices	9
Toasting level	9
Viewing window	10
4 functions	10
Pop-up	11
Auto shutdown	11
Retro	12
A range of products to fall in love with	12
Touch&Toast	14
Touch control, total control	14
<b>Vertical toasters</b>	<b>16</b>
<b>Comparative table of vertical toasters</b>	<b>88</b>
<b>Flatbed toasters</b>	<b>102</b>
<b>Comparative table of flatbed toasters</b>	<b>110</b>

The images shown on this document have been subject to advertising simulation aimed at the products' commercialisation and advertising. In this sense, they may vary from the end appearance.



## A toaster for every purpose



## Vertical toasters

Enjoy simultaneous toasting on both sides with our vertical toasters that, thanks to their different slot sizes, allow you to toast thicker slices of bread and customize your breakfasts comfortably.

## Flatbed toasters

Toast any type of bread or pastries with our flatbed toasters, no matter their thickness, shape or size. Compact in size, place them in any corner of your kitchen and enjoy delicious crispy toast.





## TOASTPAD DOUBLE CONNECTED

# Toasting taken to the next level

### APP

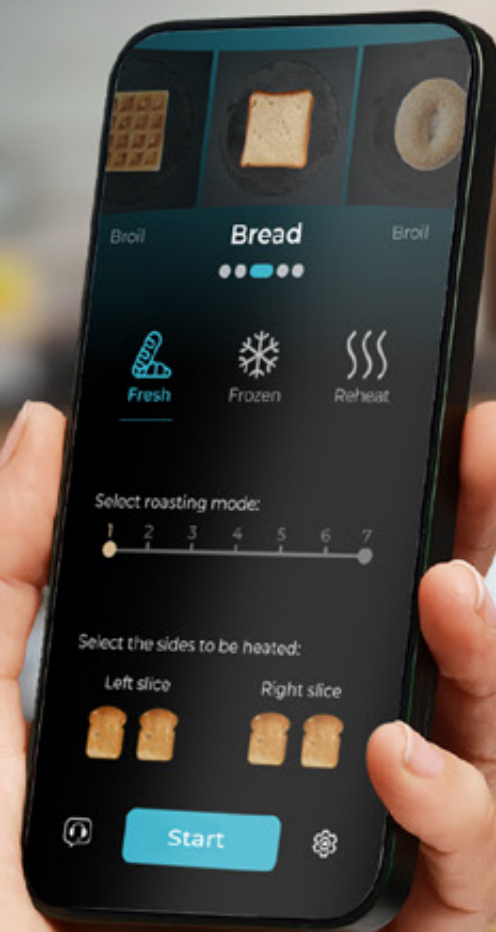
## Smartphone controlled

Control the toasting level of your bread slices through your smartphone. Regulate the browning level with just one touch via the Cecotec App, no matter where you are.

### DISPLAY

## Full control with just one touch

7" LCD touch screen with intelligent system for total and personalised control of the toasting process through an intuitive interface and smart technology.







#### POWER

## Fast and even toasting

Experience a power of up to 1700 W<sup>1</sup> with the Cecotec toasters, which guarantee fast and even toasting for delicious, crispy slices of bread in no time at all.

#### SLOTS

## Prepare up to 4 pieces of toast at the same time

The toasters hold up to 4<sup>2</sup> pieces of toast in up to 2 slots<sup>3</sup>, perfect for satisfying your breakfast or snacking needs quickly and conveniently.

#### SLICES

## Thick breads

Suitable for thick toast up to 3.8 cm, allowing you to enjoy a wide variety of bread types and achieve the perfect toast.

#### TOASTING LEVEL

## 7 levels to suit your needs

Adjust the toasting power to your preference with the 7 toasting levels<sup>4</sup> available, from a light golden brown to a deeper, crisper toast, for pieces of toast that are perfectly cooked to your taste.

<sup>1</sup>Battery power may vary according to the model.

<sup>2</sup>Capacity may vary according to the model. <sup>3</sup>The number of slots may vary according to the model.

<sup>4</sup>The number of levels may vary depending on the model.





#### 4 FUNCTIONS

### Multiple options, full experience

It includes 4 pre-set functions<sup>1</sup> with operation light indicator: instant reheat and defrost; bagel function that adds more heating time for thicker bread; and cancel function, which allows interrupting the toasting process whenever required.

#### VIEWING WINDOW

### Control the perfect doneness of your toasts

Includes a glass viewing window<sup>2</sup> so you can check the ideal browning point at all times.

#### POP-UP

### Gently pushes the toast out

The Pop-up system causes the toaster to gently eject the toast once it has been prepared to your liking.

#### AUTO SHUTDOWN

### Don't worry about burning your toast

Forget about worrying about burning your toast, as the toaster automatically shuts off and gently ejects it when it's ready.







## RETRO

# A range of products to fall in love with

Discover all the vintage range products and give your kitchen a special touch with the finish you like the most. Fall in love with their designs every day while enjoying perfect breakfasts, lunches, snacks and dinners.

Immerse yourself in the vintage world and choose the colour that suits you best for your kitchen.





## TOUCH&TOAST

# Touch control, total control

Enjoy total control with the new Cecotec Touch&Toast range of toasters. Thanks to its touch control with colour display, you can easily adjust the toasting settings to your preference with just one touch and modernise your kitchen at home.



cecotec



# Vertical toasters

*Discover the range*





# Toast&Taste Double W

Toaster with 2 short wide slots and capacity for 2 slices of toast.

## FEATURES:

- Double short-slot toaster with capacity for 2 slices of toast.
- 650 W power.
- Wide slot for thick or bigger toast.
- Includes tweezers to take toast out.
- Automatic power-off and pop-up mechanism. Automatically-ejected toast when the program ends.
- Extra-lift system, for easy removal of toast.
- Self-centring system to achieve a even toasting on both sides.
- Adjustable power, 7 toast settings for perfect results.
- Preset functions: Reheat and defrost function.
- Cancel button to interrupt the toasting process.
- Easy-to-remove crumb tray.
- Non-skid base and cord-storage slot.

## COMPOSITION:

Toaster, tongs, instruction manual



-  32 x 21 x 24 cm 1.92 kg  
64 x 34 x 51 cm 12.4 kg
-  27.5 x 17.5 x 17.5 cm 1.22 kg
-  220-240 V 50/60 Hz  
650 W
-  8435484021814 (Box)  
18435484021811 (Master)  
02181

# Toast&Taste Double B

Toaster with 2 short wide slots and capacity for 2 slices of toast.

## FEATURES:

- Double short-slot toaster with capacity for 2 slices of toast.
- 650 W power.
- Wide slot for thick or bigger toast.
- Includes tweezers to take toast out.
- Automatic power-off and pop-up mechanism. Automatically-ejected toast when the program ends.
- Extra-lift system, for easy removal of toast.
- Self-centring system to achieve a even toasting on both sides.
- Adjustable power, 7 toast settings for perfect results.
- Preset functions: Reheat and defrost function.
- Cancel button to interrupt the toasting process.
- Easy-to-remove crumb tray.
- Non-skid base and cord-storage slot.

## COMPOSITION:

Toaster, tongs, instruction manual



-  31.5 x 21 x 24 cm 1.8 kg  
64 x 33 x 50.5 cm 12.2 kg
-  27.5 x 17.5 x 17.5 cm 1.22 kg
-  220-240 V 50/60 Hz  
650 W
-  8435484021845 (Box)  
18435484021842 (Master)  
02184



# Toast&Taste Extra W


Toaster with 1 long wide slot, with capacity for 2 slices of toast.

## FEATURES:

Long-slot toaster with capacity for 2 slices of toast.  
1000 W of power.  
XL extra-wide slot for thick or bigger toast.  
Includes bread holder for heating pastries.  
Automatic power-off and pop-up mechanism. Automatically-ejected toast when the program ends.  
Extra-lift system, for easy removal of toast.  
Self-centring system to achieve a even toasting on both sides.  
Adjustable power, 7 toast settings for perfect results.  
Preset functions: Reheat and defrost function.  
Cancel button to interrupt the toasting process.  
Easy-to-remove crumb tray.  
Non-skid base and cord-storage slot.

## COMPOSITION:

Toaster, warming rack, instruction manual



# Toast&Taste Extra B


Toaster with 1 long wide slot, with capacity for 2 slices of toast.

## FEATURES:

Long-slot toaster with capacity for 2 slices of toast.  
1000 W of power.  
XL extra-wide slot for thick or bigger toast.  
Includes bread holder for heating pastries.  
Automatic power-off and pop-up mechanism. Automatically-ejected toast when the program ends.  
Extra-lift system, for easy removal of toast.  
Self-centring system to achieve a even toasting on both sides.  
Adjustable power, 7 toast settings for perfect results.  
Preset functions: Reheat and defrost function.  
Cancel button to interrupt the toasting process.  
Easy-to-remove crumb tray.  
Non-skid base and cord-storage slot.

## COMPOSITION:

Toaster, warming rack, instruction manual





# Toast&Taste Extra Double W


Toaster with 2 long wide slots, with capacity for 2 slices of toast.

## FEATURES:

- Double long-slot toaster with capacity for 4 slices of toast. 1350 W.
- Wide slot for thick or bigger toast.
- Includes support for heating rolls, pastries or larger food.
- Automatic power-off and pop-up mechanism. Automatically-ejected toast when the program ends.
- Extra-lift system, for easy removal of toast.
- Self-centring system to achieve a even toasting on both sides.
- Adjustable power, 7 toast settings for perfect results.
- Preset functions: Reheat and defrost function.
- Cancel button to interrupt the toasting process.
- Easy-to-remove crumb tray.
- Non-skid base and cord-storage slot.

## COMPOSITION:

Toaster, warming rack, instruction manual



# Toast&Taste Extra Double B

Toaster with 2 long wide slots, with capacity for 2 slices of toast.

## FEATURES:

- Double long-slot toaster with capacity for 4 slices of toast. 1350 W.
- Wide slot for thick or bigger toast.
- Includes support for heating rolls, pastries or larger food.
- Automatic power-off and pop-up mechanism. Automatically-ejected toast when the program ends.
- Extra-lift system, for easy removal of toast.
- Self-centring system to achieve a even toasting on both sides.
- Adjustable power, 7 toast settings for perfect results.
- Preset functions: Reheat and defrost function.
- Cancel button to interrupt the toasting process.
- Easy-to-remove crumb tray.
- Non-skid base and cord-storage slot.

## COMPOSITION:

Toaster, warming rack, instruction manual





# Toast&Taste 9000 Double White Upright toaster

Toast&Taste 9000 Double Plastic Toaster with 2 extra-wide short slots.

## FEATURES:

Double-slot toaster with capacity for 2 slices of toast and 980-W maximum power.  
2 extra-wide slots that allow introducing thick or bigger toast.  
Elegant design with stainless-steel finish.  
It includes 3 preset functions: Reheat, Defrost and Cancel, to interrupt the toasting process when desired.  
Bun holder to heat large-sized foods such as pastry, pies or croissants.  
6 bread toasting levels. Use the knob to select your favourite bread toasting level.  
Extra-lifting function to remove bread easily, especially useful to remove smaller pieces.  
Crumb tray, easy to remove for fast and simple cleaning.  
Operation indicator light.  
Self-centering system to achieve a completely uniform toast on both sides.  
Non-skid base and cord-storage slot.

## COMPOSITION:

Toaster, warming rack, instruction manual



# Toast&Taste 9000 Double Upright toaster

Toast&Taste 9000 Double Plastic Toaster with 2 extra-wide short slots.

## FEATURES:

Double-slot toaster with capacity for 2 slices of toast and 980-W maximum power.  
2 extra-wide slots that allow introducing thick or bigger toast.  
Elegant design with stainless-steel finish.  
It includes 3 preset functions: Reheat, Defrost and Cancel, to interrupt the toasting process when desired.  
Bun holder to heat large-sized foods such as pastry, pies or croissants.  
6 bread toasting levels. Use the knob to select your favourite bread toasting level.  
Extra-lifting function to remove bread easily, especially useful to remove smaller pieces.  
Crumb tray, easy to remove for fast and simple cleaning.  
Operation indicator light.  
Self-centering system to achieve a completely uniform toast on both sides.  
Non-skid base and cord-storage slot.

## COMPOSITION:

Toaster, warming rack, instruction manual





# Toast&Taste 10000 Extra White upright toaster

Plastic toaster with 1 long extra-wide slot and capacity for 2 slices of toast. Stainless-steel finish and bun holder included.

## FEATURES:

- Single-slot toaster with capacity for 2 slices of toast and 980 W maximum power.
- 1 extra-wide slot that allows introducing thick or bigger toast.
- Elegant design with stainless-steel finish.
- It includes 3 preset functions: Reheat, Defrost and Cancel, to interrupt the toasting process when desired.
- Bun holder to heat large-sized foods such as pastry, pies or croissants.
- 6 bread toasting levels. Use the knob to select your favourite bread toasting level.
- Extra-lifting function to remove bread easily, especially useful to remove smaller pieces.
- Crumb tray, easy to remove for fast and simple cleaning.
- Operation indicator light.
- Self-centering system to achieve a completely uniform toast on both sides.
- Non-skid base and cord-storage slot.

## COMPOSITION:

Toaster, warming rack, instruction manual



43 x 16.7 x 23.5 cm 1.9 kg  
44.5 x 35.5 x 48.8 cm 8.2 kg



39 x 13 x 18 cm 1.34 kg



220-240 V 50/60 Hz  
820-980 W



8435484031899 (Box)  
18435484031896 (Master)  
03189



# Toast&Taste 10000 Extra Upright toaster

Plastic toaster with 1 long extra-wide slot and capacity for 2 slices of toast. Stainless-steel finish and bun holder included.

## FEATURES:

- Single-slot toaster with capacity for 2 slices of toast and 980 W maximum power.
- 1 extra-wide slot that allows introducing thick or bigger toast.
- Elegant design with stainless-steel finish.
- It includes 3 preset functions: Reheat, Defrost and Cancel, to interrupt the toasting process when desired.
- Bun holder to heat large-sized foods such as pastry, pies or croissants.
- 6 bread toasting levels. Use the knob to select your favourite bread toasting level.
- Extra-lifting function to remove bread easily, especially useful to remove smaller pieces.
- Crumb tray, easy to remove for fast and simple cleaning.
- Operation indicator light.
- Self-centering system to achieve a completely uniform toast on both sides.
- Non-skid base and cord-storage slot.

## COMPOSITION:

Toaster, warming rack, instruction manual



43 x 17 x 23.2 cm 1.83 kg  
44.5 x 35.5 x 48.5 cm 8.19 kg



39 x 13 x 18 cm



220-240 V 50/60 Hz  
820-980 W



8435484031806 (Box)  
18435484031803 (Master)  
03180





# Toast&Taste 16000 Extra White upright toaster

Plastic toaster with 2 long extra-wide slots and capacity for 4 slices of toast. Stainless-steel finish and bun holder included.

## FEATURES:

- Double-slot toaster with capacity for 4 slices of toast and 1630-W maximum power.
- 2 long extra-wide slots that allow introducing thick or bigger toast.
- Elegant design with stainless-steel finish.
- It includes 3 preset functions: Reheat, Defrost and Cancel, to interrupt the toasting process when desired.
- Bun holder to heat large-sized foods such as pastry, pies or croissants.
- 6 bread toasting levels. Use the knob with different power levels to select your favourite bread toasting level.
- Extra-lifting function to remove bread easily, especially useful to remove smaller pieces.
- Crumb tray, easy to remove for fast and simple cleaning.
- Operation indicator light.
- Self-centering system to achieve a completely uniform toast on both sides.
- Non-skid base and cord-storage slot.

## COMPOSITION:

Toaster, warming rack, instruction manual

-  44 x 21.6 x 23.5 cm 2.2 kg  
46 x 46 x 48.6 cm 9.5 kg
-  40 x 19 x 19 cm 1.6 kg
-  220-240 V 50/60 Hz  
1370-1630 W
-  8435484031905 (Box)  
18435484031902 (Master)  
03190



# Toast&Taste 16000 Extra Double Upright toaster

Plastic toaster with 2 long extra-wide slots and capacity for 4 slices of toast. Stainless-steel finish and bun holder included.

## FEATURES:

- Double-slot toaster with capacity for 4 slices of toast and 1630-W maximum power.
- 2 long extra-wide slots that allow introducing thick or bigger toast.
- Elegant design with stainless-steel finish.
- It includes 3 preset functions: Reheat, Defrost and Cancel, to interrupt the toasting process when desired.
- Bun holder to heat large-sized foods such as pastry, pies or croissants.
- 6 bread toasting levels. Use the knob with different power levels to select your favourite bread toasting level.
- Extra-lifting function to remove bread easily, especially useful to remove smaller pieces.
- Crumb tray, easy to remove for fast and simple cleaning.
- Operation indicator light.
- Self-centering system to achieve a completely uniform toast on both sides.
- Non-skid base and cord-storage slot.

## COMPOSITION:

Toaster, warming rack, instruction manual

-  44.2 x 22 x 23.2 cm 2.1 kg  
46 x 45.6 x 49 cm 9.65 kg
-  39 x 18.5 x 18 cm 1.7 kg
-  220-240 V 50/60 Hz  
1370-1630 W
-  8435484031813 (Box)  
18435484031810 (Master)  
03181





# YummyToast Double Vertical toaster

Double short-slot bread toaster, 850 W and includes a bun holder.





## FEATURES:

- Maximum power: 850 W.
- Elegant design finished in stainless steel and LED light indicators.
- Wide slots for thick or bigger toast.
- Bun holder to heat large-sized foods such as pastry, pies or croissants.
- 5 power levels to adjust bread toasting level.
- Preset functions: reheat and defrost at the moment.
- Extra-lifting function to remove bread easily, especially useful to remove smaller pieces.
- Crumb tray, easy to remove for fast and simple cleaning.

## COMPOSITION:

Toaster, warming rack, instruction manual



-  31 x 19.5 x 23.5 cm 1.8 kg  
58.5 x 32.8 x 49.8 cm 11.5 kg
-  25 x 15.5 x 18 cm 1.3 kg
-  220-240 V 50/60 Hz  
750-850 W
-  8435484080118 (Box)  
68435484080110 (Master)  
08011

# Vintage 800 Light Blue

Steel toaster with 2 short extra-wide slots with capacity for 2 slices of toast.

## FEATURES:

- Double-slot toaster with capacity for 2 slices of toast and 850-W maximum power.
- Its 2 3.8-cm extra-wide slots allow inserting thick and large bread loaves.
- Blue-lacquered stainless-steel elegant design and chrome finish.
- It includes 3 preset functions: Reheat, Defrost at once and Cancel to interrupt the toasting process when desired.
- Electronic adjustable time control with 5 different power levels to adjust the bread toasting level.
- Extra-lift Function to remove bread easily, especially useful to remove smaller pieces.
- Crumb tray, easy to remove for fast and simple cleaning.
- Operation indicator light.
- Self-centering system to achieve a completely uniform toast on both sides.
- Non-skid base and cord-storage slot.

## COMPOSITION:

Toaster, warming rack, instruction manual



-  31 x 22.5 x 20.5 cm 1.89 kg  
84 x 47 x 44 cm 17.8 kg
-  28 x 19 x 19 cm 1.34 kg
-  220-240 ~ V 50/60 Hz  
850 W
-  8435484032087 (Box)  
18435484032084 (Master)  
03208



# Vintage 800 Light Green

Steel toaster with 2 short extra-wide slots with capacity for 2 slices of toast.


## FEATURES:

Double-slot toaster with capacity for 2 slices of toast and 850-W maximum power.  
Its 2 3.8-cm extra-wide slots allow inserting thick and large bread loaves.  
Green-lacquered stainless-steel elegant design and chrome finish.  
It includes 3 preset functions: Reheat, Defrost at once and Cancel to interrupt the toasting process when desired.  
Electronic adjustable time control with 5 different power levels to adjust the bread toasting level.  
Extra-lift Function to remove bread easily, especially useful to remove smaller pieces.  
Crumb tray, easy to remove for fast and simple cleaning.  
Operation indicator light.  
Self-centering system to achieve a completely uniform toast on both sides.  
Non-skid base and cord-storage slot.

## COMPOSITION:

Toaster, warming rack, instruction manual



	31 x 22.5 x 20.5 cm 1.89 kg 64.5 x 46 x 42.8 cm 15.6 kg
	28 x 19 x 19 cm 1.34 kg
	220-240 ~ V 50/60 Hz 850 W
	8435484032094 (Box) 18435484032091 (Master) 03209

# Vintage 800 Light Yellow

Steel toaster with 2 short extra-wide slots with capacity for 2 slices of toast.

## FEATURES:

Double-slot toaster with capacity for 2 slices of toast and 850-W maximum power.  
Its 2 3.8-cm extra-wide slots allow inserting thick and large bread loaves.  
Yellow-lacquered stainless-steel elegant design and chrome finish.  
It includes 3 preset functions: Reheat, Defrost at once and Cancel to interrupt the toasting process when desired.  
Electronic adjustable time control with 5 different power levels to adjust the bread toasting level.  
Extra-lift Function to remove bread easily, especially useful to remove smaller pieces.  
Crumb tray, easy to remove for fast and simple cleaning.  
Operation indicator light.  
Self-centering system to achieve a completely uniform toast on both sides.  
Non-skid base and cord-storage slot.

## COMPOSITION:

Toaster, warming rack, instruction manual



	31 x 22.5 x 20.5 cm 1.89 kg 84 x 47 x 44 cm 17.8 kg
	28 x 19 x 19 cm 1.34 kg
	220-240 ~ V 50/60 Hz 850 W
	8435484032100 (Box) 18435484032107 (Master) 03210



# Vintage 800 Light Beige

Steel toaster with 2 short extra-wide slots with capacity for 2 slices of toast.

## FEATURES:

Double-slot toaster with capacity for 2 slices of toast and 850-W maximum power.  
Its 2 3.8-cm extra-wide slots allow inserting thick and large bread loaves.  
Beige-lacquered stainless-steel elegant design and chrome finish.  
It includes 3 preset functions: Reheat, Defrost at once and Cancel to interrupt the toasting process when desired.  
Electronic adjustable time control with 5 different power levels to adjust the bread toasting level.  
Extra-lift Function to remove bread easily, especially useful to remove smaller pieces.  
Crumb tray, easy to remove for fast and simple cleaning.  
Operation indicator light.  
Self-centering system to achieve a completely uniform toast on both sides.  
Non-skid base and cord-storage slot.

## COMPOSITION:

Toaster, warming rack, instruction manual



	31 x 22.5 x 20.5 cm 1.89 kg 84 x 47 x 44 cm 17.8 kg
	28 x 19 x 19 cm 1.34 kg
	220-240 ~ V 50/60 Hz 850 W
	8435484032124 (Box) 18435484032121 (Master) 03212

# Toast&Taste 800 Vintage Light Red

Steel toaster with 2 short extra-wide slots with capacity for 2 slices of toast.

## FEATURES:

Double-slot toaster with capacity for 2 slices of toast and 850-W maximum power.  
Its 2 3.8-cm extra-wide slots allow inserting thick and large bread loaves.  
Elegant design in red lacquered stainless steel and chrome finish.  
It includes 3 preset functions: Reheat, Defrost at once and Cancel to interrupt the toasting process when desired.  
Electronic adjustable time control with 5 different power levels to adjust the bread toasting level.  
Extra-lift Function to remove bread easily, especially useful to remove smaller pieces.  
Crumb tray, easy to remove for fast and simple cleaning.  
Operation indicator light.  
Self-centering system to achieve a completely uniform toast on both sides.  
Non-skid base and cord-storage slot.

## COMPOSITION:

Toaster, instruction manual



	31 x 22.5 x 20.5 cm 1.89 kg 84 x 47 x 44 cm 17.8 kg
	28 x 19 x 19 cm 1.34 kg
	220-240 ~ V 50/60 Hz 850 W
	8435484032599 (Box) 18435484032596 (Master) 03259



# Toastin' time 850 Inox Lite toaster

Steel toaster with double short slot and 850 W power.

## FEATURES:

- Double short slot toaster with capacity for two slices of toast.
- 850 W power.
- 3.8-cm wide slot for thick or bigger toast.
- Stainless-steel finish.
- Automatic power-off and pop-up mechanism. Automatically-ejected toast when the program ends.
- Self-centring system to achieve a even toasting on both sides.
- Adjustable power, 7 toast settings for perfect results.
- Preset functions: Reheat and defrost function.
- Cancel button to interrupt the toasting process.
- Easy-to-remove crumb tray.

## COMPOSITION:

Toaster, instruction manual



30.5 x 19 x 19.5 cm 1.34 kg  
40 x 32.5 x 41 cm 5.94 kg

28.5 x 17 x 18.5 cm 0.9 kg



8435484048378 (Box)  
18435484048375 (Master)  
04837

# Toastin' time 850 Red Lite toaster

Steel toaster with double short slot and 850 W power.

## FEATURES:

- Double short slot toaster with capacity for two slices of toast.
- 850 W power.
- 3.8-cm wide slot for thick or bigger toast.
- Stainless-steel finish.
- Automatic power-off and pop-up mechanism. Automatically-ejected toast when the program ends.
- Self-centring system to achieve a even toasting on both sides.
- Adjustable power, 7 toast settings for perfect results.
- Preset functions: Reheat and defrost function.
- Cancel button to interrupt the toasting process.
- Easy-to-remove crumb tray.

## COMPOSITION:

Toaster, instruction manual



30 x 19 x 19.5 cm 1.38 kg  
40 x 32 x 40.5 cm 6.12 kg

17 x 29 x 18.5 cm 0.98 kg



8435484048385 (Box)  
18435484048382 (Master)  
04838



# Toastin' time 850 Inox Long Lite toaster

Steel toaster with single long slot and 850 W power.


## FEATURES:

- Long-slot toaster with capacity for two slices of toast.
- Long-slot toaster with capacity for two slices of toast.
- 850 W power.
- 3.8-cm wide slot for thick or bigger toast.
- Stainless-steel finish.
- Automatic power-off and pop-up mechanism.
- Automatically-ejected toast when the program ends.
- Automatic power-off and pop-up mechanism. Automatically-ejected toast when the program ends.
- Self-centring system to achieve a even toasting on both sides.
- Adjustable power, 7 toast settings for perfect results.
- Preset functions: Reheat and defrost function.
- Cancel button to interrupt the toasting process.
- Easy-to-remove crumb tray.


## COMPOSITION:

Toaster, instruction manual



 40.5 x 14 x 19.5 cm 1.42 kg  
42 x 30 x 41 cm 5.06 kg



 8435484048392 (Box)  
18435484048399 (Master)  
04839

# Toastin' time 850 Red Long Lite toaster

Steel toaster with single long slot and 850 W power.


## FEATURES:

- Long-slot toaster with capacity for two slices of toast.
- 850 W power.
- 3.8-cm wide slot for thick or bigger toast.
- Stainless-steel finish.
- Automatic power-off and pop-up mechanism. Automatically-ejected toast when the program ends.
- Self-centring system to achieve a even toasting on both sides.
- Adjustable power, 7 toast settings for perfect results.
- Preset functions: Reheat and defrost function.
- Cancel button to interrupt the toasting process.
- Easy-to-remove crumb tray.


## COMPOSITION:

Toaster, instruction manual



 40.5 x 14 x 19.5 cm 1.46 kg  
41 x 30.5 x 41 cm 6.44 kg



 8435484048408 (Box)  
18435484048405 (Master)  
04840



# Toastin' time 1500 Inox Lite toaster

Steel toaster with double long slot and 1500 W power.

## FEATURES:

- Double long-slot toaster with capacity for four slices of toast. 1500 W.
- 3.8-cm wide slot for thick or bigger toast.
- Stainless-steel finish.
- Automatic power-off and pop-up mechanism. Automatically-ejected toast when the program ends.
- Self-centring system to achieve a even toasting on both sides.
- Adjustable power, 7 toast settings for perfect results.
- Preset functions: Reheat and defrost function.
- Cancel button to interrupt the toasting process.
- Easy-to-remove crumb tray.

## COMPOSITION:

Toaster, instruction manual



41 x 19.5 x 19.5 cm 1.91 kg  
41.5 x 40.7 x 40.7 cm 8.36 kg



8435484048415 (Box)  
18435484048412 (Master)  
04841

# Toastin' time 1500 Red Lite toaster

Steel toaster with double long slot and 1500 W power.

## FEATURES:

- Double long-slot toaster with capacity for four slices of toast. 1500 W.
- 3.8-cm wide slot for thick or bigger toast.
- Stainless-steel finish.
- Automatic power-off and pop-up mechanism. Automatically-ejected toast when the program ends.
- Self-centring system to achieve a even toasting on both sides.
- Adjustable power, 7 toast settings for perfect results.
- Preset functions: Reheat and defrost function.
- Cancel button to interrupt the toasting process.
- Easy-to-remove crumb tray.

## COMPOSITION:

Toaster, instruction manual



41 x 19 x 19.5 cm 1.92 kg  
42 x 40 x 41 cm 8.5 kg



17 x 39 x 18.2 cm 1.53 kg



8435484048422 (Box)  
18435484048429 (Master)  
04842



# Toast&Taste 1000 Retro Double Blue Upright toaster

Steel toaster with 2 short wide slots with capacity for 2 slices of toast.

## FEATURES:

- Double short-slot toaster with capacity for 2 slices of toast.
- 980 W power.
- 3.8-cm wide slot for thick or bigger toast.
- Stainless-steel finish.
- Top rack to heat large-sized food such as pastry or croissants.
- Automatic power-off and pop-up mechanism. Automatically-ejected toast when the program ends.
- Self-centring system to achieve a even toasting on both sides.
- Adjustable power, 6 toast settings for perfect results.
- Preset functions: Reheat and defrost function.
- Cancel button to interrupt the toasting process.
- Easy-to-remove crumb tray.
- Non-skid base and cord-storage slot.

## COMPOSITION:

Toaster, warming rack, instruction manual



-  33 x 22 x 23 cm 2.04 kg  
45 x 35 x 49 cm 8.76 kg
-  30 x 18.5 x 19 cm 1.3 kg
-  220-240 ~ V 50/60 Hz  
820 - 980 W
-  8435484032346 (Box)  
03234

# Toast&Taste 1000 Retro Double Green Upright toaster

Steel toaster with 2 short wide slots with capacity for 2 slices of toast.

## FEATURES:

- Double short-slot toaster with capacity for 2 slices of toast.
- 980 W power.
- 3.8-cm wide slot for thick or bigger toast.
- Stainless-steel finish.
- Top rack to heat large-sized food such as pastry or croissants.
- Automatic power-off and pop-up mechanism. Automatically-ejected toast when the program ends.
- Self-centring system to achieve a even toasting on both sides.
- Adjustable power, 6 toast settings for perfect results.
- Preset functions: Reheat and defrost function.
- Cancel button to interrupt the toasting process.
- Easy-to-remove crumb tray.
- Non-skid base and cord-storage slot.

## COMPOSITION:

Toaster, warming rack, instruction manual



-  21.7 x 22 x 23.3 cm 2.04 kg  
45.5 x 35 x 49 cm 8.92 kg
-  30 x 18.5 x 19 cm 1.3 kg
-  220-240 ~ V 50/60 Hz  
820 - 980 W
-  8435484032308 (Box)  
03230



# Toast&Taste 1000 Retro Double Beige Upright toaster

Steel toaster with 2 short wide slots with capacity for 2 slices of toast.

## FEATURES:

Double short-slot toaster with capacity for 2 slices of toast.  
 980 W power.  
 3.8-cm wide slot for thick or bigger toast.  
 Stainless-steel finish.  
 Top rack to heat large-sized food such as pastry or croissants.  
 Automatic power-off and pop-up mechanism. Automatically-ejected toast when the program ends.  
 Self-centring system to achieve a even toasting on both sides.  
 Adjustable power, 6 toast settings for perfect results.  
 Preset functions: Reheat and defrost function.  
 Cancel button to interrupt the toasting process.  
 Easy-to-remove crumb tray.  
 Non-skid base and cord-storage slot.

## COMPOSITION:

Toaster, warming rack, instruction manual



	33 x 21.5 x 23 cm 2.12 kg 45 x 34.5 x 48 cm 8.92 kg
	30 x 18.5 x 19 cm 1.3 kg
	220-240 ~ V 50/60 Hz 820 - 980 W
	8435484032322 (Box) 18435484032329 (Master) 03232

# Toast&Taste 1000 Retro Double Inox Upright toaster

Steel toaster with 2 short wide slots with capacity for 2 slices of toast.

## FEATURES:

Double short-slot toaster with capacity for 2 slices of toast.  
 980 W power.  
 3.8-cm wide slot for thick or bigger toast.  
 Stainless-steel finish.  
 Top rack to heat large-sized food such as pastry or croissants.  
 Automatic power-off and pop-up mechanism. Automatically-ejected toast when the program ends.  
 Self-centring system to achieve a even toasting on both sides.  
 Adjustable power, 6 toast settings for perfect results.  
 Preset functions: Reheat and defrost function.  
 Cancel button to interrupt the toasting process.  
 Easy-to-remove crumb tray.  
 Non-skid base and cord-storage slot.

## COMPOSITION:

Toaster, warming rack, instruction manual



	33 x 21.5 x 23 cm 2 kg 45 x 34.5 x 48 cm 8.72 kg
	30 x 18.5 x 18.5 cm 1.42 kg
	220-240 V 50/60 Hz 820 - 980 W
	8435484032063 (Box) 03206

# Toast&Taste 1600 Retro Double Blue Upright toaster


Steel toaster with 2 long wide slots with capacity for 4 slices of toast.

## FEATURES:

- Double long-slot toaster with capacity for 4 slices of toast. 1630 W.
- 3.8-cm wide slot for thick or bigger toast.
- Stainless-steel finish.
- Includes bun holder: Top rack to heat large-sized foods such as pastry or croissants.
- Automatic power-off and pop-up mechanism. Automatically-ejected toast when the program ends.
- Self-centring system to achieve a even toasting on both sides.
- Adjustable power, 6 toast settings for perfect results.
- Preset functions: Reheat and defrost function.
- Cancel button to interrupt the toasting process.
- Easy-to-remove crumb tray.
- Non-skid base and cord-storage slot.

## COMPOSITION:

Toaster, warming rack, instruction manual



# Toast&Taste 1600 Retro Double Green Upright toaster


Steel toaster with 2 long wide slots with capacity for 4 slices of toast.

## FEATURES:

- Double long-slot toaster with capacity for 4 slices of toast. 1630 W.
- 3.8-cm wide slot for thick or bigger toast.
- Stainless-steel finish.
- Includes bun holder: Top rack to heat large-sized foods such as pastry or croissants.
- Automatic power-off and pop-up mechanism. Automatically-ejected toast when the program ends.
- Self-centring system to achieve a even toasting on both sides.
- Adjustable power, 6 toast settings for perfect results.
- Preset functions: Reheat and defrost function.
- Cancel button to interrupt the toasting process.
- Easy-to-remove crumb tray.
- Non-skid base and cord-storage slot.

## COMPOSITION:

Toaster, warming rack, instruction manual





# Toast&Taste 1600 Retro Double Beige Upright toaster


Steel toaster with 2 long wide slots with capacity for 4 slices of toast.

## FEATURES:

Double long-slot toaster with capacity for 4 slices of toast.  
1630 W.  
3.8-cm wide slot for thick or bigger toast.  
Stainless-steel finish.  
Includes bun holder: Top rack to heat large-sized foods such as pastry or croissants.  
Automatic power-off and pop-up mechanism. Automatically-ejected toast when the program ends.  
Self-centring system to achieve a even toasting on both sides.  
Adjustable power, 6 toast settings for perfect results.  
Preset functions: Reheat and defrost function.  
Cancel button to interrupt the toasting process.  
Easy-to-remove crumb tray.  
Non-skid base and cord-storage slot.

## COMPOSITION:

Toaster, warming rack, instruction manual



 44 x 22.5 x 23.6 cm 2.74 kg  
45.5 x 46 x 49 cm 11.3 kg

 41 x 19 x 18 cm 1.8 kg

 220-240 V 50/60 Hz  
1370 - 1630 W

 8435484032339 (Box)  
03233

# Toast&Taste 1600 Retro Double Inox Upright toaster


Steel toaster with 2 long wide slots with capacity for 4 slices of toast.

## FEATURES:

Double long-slot toaster with capacity for 4 slices of toast.  
1630 W.  
3.8-cm wide slot for thick or bigger toast.  
Stainless-steel finish.  
Includes bun holder: Top rack to heat large-sized foods such as pastry or croissants.  
Automatic power-off and pop-up mechanism. Automatically-ejected toast when the program ends.  
Self-centring system to achieve a even toasting on both sides.  
Adjustable power, 6 toast settings for perfect results.  
Preset functions: Reheat and defrost function.  
Cancel button to interrupt the toasting process.  
Easy-to-remove crumb tray.  
Non-skid base and cord-storage slot.

## COMPOSITION:

Toaster, warming rack, instruction manual



 44 x 22.5 x 23.7 cm 2.8 kg  
46 x 45 x 49.5 cm 11.92 kg

 41 x 19 x 18 cm 1.8 kg

 220-240 V 50/60 Hz  
1370 - 1630 W

 8435484032070 (Box)  
03207

## Toastin' time 850 Inox toaster

Steel toaster with double short slot, 850 W power, and warming rack.

### FEATURES:

Double short slot toaster with capacity for two slices of toast.  
850 W power.  
3.8-cm wide slot for thick or bigger toast.  
Stainless-steel finish.  
Top rack to heat large-sized food such as pastry or croissants.  
Automatic power-off and pop-up mechanism. Automatically-ejected toast when the program ends.  
Self-centring system to achieve a even toasting on both sides.  
Adjustable power, 7 toast settings for perfect results.  
Preset functions: Reheat and defrost function.  
Cancel button to interrupt the toasting process.  
Easy-to-remove crumb tray.

### COMPOSITION:

Toaster, warming rack, instruction manual



20 x 19 x 21 cm 1.42 kg  
40 x 32 x 43.5 cm 6.18 kg

17.1 x 28.9 x 18 cm 1.01 kg



8435484048101 (Box)  
18435484048108 (Master)  
04810

## Toastin' time 850 Blue toaster

Steel toaster with double short slot, 850 W power, and warming rack.

### FEATURES:

Double short slot toaster with capacity for two slices of toast.  
850 W power.  
3.8-cm wide slot for thick or bigger toast.  
Stainless-steel finish.  
Top rack to heat large-sized food such as pastry or croissants.  
Automatic power-off and pop-up mechanism. Automatically-ejected toast when the program ends.  
Self-centring system to achieve a even toasting on both sides.  
Adjustable power, 7 toast settings for perfect results.  
Preset functions: Reheat and defrost function.  
Cancel button to interrupt the toasting process.  
Easy-to-remove crumb tray.

### COMPOSITION:

Toaster, warming rack, instruction manual



30 x 19 x 20.5 cm 1.44 kg  
39.5 x 32.5 x 43.5 cm 6.38 kg

17 x 29 x 18.5 cm 0.98 kg



8435484048118 (Box)  
18435484048115 (Master)  
04811



# Toastin' time 850 Green toaster

Steel toaster with double short slot, 850 W power, and warming rack.

## FEATURES:

- Double short slot toaster with capacity for two slices of toast.
- 850 W power.
- 3.8-cm wide slot for thick or bigger toast.
- Stainless-steel finish.
- Top rack to heat large-sized food such as pastry or croissants.
- Automatic power-off and pop-up mechanism. Automatically-ejected toast when the program ends.
- Self-centring system to achieve a even toasting on both sides.
- Adjustable power, 7 toast settings for perfect results.
- Preset functions: Reheat and defrost function.
- Cancel button to interrupt the toasting process.
- Easy-to-remove crumb tray.

## COMPOSITION:

Toaster, warming rack, instruction manual



30 x 19 x 20.5 cm 1.46 kg  
40 x 31.5 x 43 cm 6.44 kg

17 x 29 x 18.5 cm 0.98 kg



8435484048125 (Box)  
18435484048122 (Master)  
04812

# Toastin' time 850 Red toaster

Steel toaster with double short slot, 850 W power, and warming rack.

## FEATURES:

- Double short slot toaster with capacity for two slices of toast.
- 850 W power.
- 3.8-cm wide slot for thick or bigger toast.
- Stainless-steel finish.
- Top rack to heat large-sized food such as pastry or croissants.
- Automatic power-off and pop-up mechanism. Automatically-ejected toast when the program ends.
- Self-centring system to achieve a even toasting on both sides.
- Adjustable power, 7 toast settings for perfect results.
- Preset functions: Reheat and defrost function.
- Cancel button to interrupt the toasting process.
- Easy-to-remove crumb tray.

## COMPOSITION:

Toaster, warming rack, instruction manual



30 x 19 x 20.5 cm 1.46 kg  
40 x 31.5 x 43.5 cm 6.4 kg

17 x 29 x 18.5 cm 0.98 kg



8435484048156 (Box)  
18435484048153 (Master)  
04815

# Toastin' time 850 Inox Long toaster

Steel toaster with single long slot, 850 W power, and warming rack.


## FEATURES:

- Long-slot toaster with capacity for two slices of toast.
- 850 W power.
- 3.8-cm wide slot for thick or bigger toast.
- Stainless-steel finish.
- Top rack to heat large-sized food such as pastry or croissants.
- Automatic power-off and pop-up mechanism. Automatically-ejected toast when the program ends.
- Self-centring system to achieve a even toasting on both sides.
- Adjustable power, 7 toast settings for perfect results.
- Preset functions: Reheat and defrost function.
- Cancel button to interrupt the toasting process.
- Easy-to-remove crumb tray.

## COMPOSITION:


Toaster, warming rack, instruction manual



 40.5 x 14 x 21 cm 1.54 kg  
42 x 31 x 44 cm 6.8 kg

 12.6 x 39.1 x 17.7 cm 1.1 kg



 8435484048163 (Box)  
18435484048160 (Master)  
04816

# Toastin' time 850 Blue Long toaster

Steel toaster with single long slot, 850 W power, and warming rack.


## FEATURES:

- Long-slot toaster with capacity for two slices of toast.
- 850 W power.
- 3.8-cm wide slot for thick or bigger toast.
- Stainless-steel finish.
- Top rack to heat large-sized food such as pastry or croissants.
- Automatic power-off and pop-up mechanism. Automatically-ejected toast when the program ends.
- Self-centring system to achieve a even toasting on both sides.
- Adjustable power, 7 toast settings for perfect results.
- Preset functions: Reheat and defrost function.
- Cancel button to interrupt the toasting process.
- Easy-to-remove crumb tray.


## COMPOSITION:

Toaster, warming rack, instruction manual



 40.5 x 19.5 x 20.5 cm 2 kg  
42 x 41 x 43 cm 8.76 kg



 8435484048170 (Box)  
18435484048177 (Master)  
04817



# Toastin' time 850 Green Long toaster

Steel toaster with single long slot, 850 W power, and warming rack.


## FEATURES:


- Long-slot toaster with capacity for two slices of toast.
- 850 W power.
- 3.8-cm wide slot for thick or bigger toast.
- Stainless-steel finish.
- Top rack to heat large-sized food such as pastry or croissants.
- Automatic power-off and pop-up mechanism. Automatically-ejected toast when the program ends.
- Self-centring system to achieve a even toasting on both sides.
- Adjustable power, 7 toast settings for perfect results.
- Preset functions: Reheat and defrost function.
- Cancel button to interrupt the toasting process.
- Easy-to-remove crumb tray.

## COMPOSITION:


Toaster, warming rack, instruction manual



 40.5 x 14 x 21 cm 1.54 kg  
42 x 31 x 44 cm 6.8 kg

 12.5 x 39 x 17.7 cm 1.05 kg



 8435484048187 (Box)  
18435484048184 (Master)  
04818

# Toastin' time 850 Red Long toaster

Steel toaster with single long slot, 850 W power, and warming rack.


## FEATURES:

- Long-slot toaster with capacity for two slices of toast.
- 850 W power.
- 3.8-cm wide slot for thick or bigger toast.
- Stainless-steel finish.
- Top rack to heat large-sized food such as pastry or croissants.
- Automatic power-off and pop-up mechanism. Automatically-ejected toast when the program ends.
- Self-centring system to achieve a even toasting on both sides.
- Adjustable power, 7 toast settings for perfect results.
- Preset functions: Reheat and defrost function.
- Cancel button to interrupt the toasting process.
- Easy-to-remove crumb tray.


## COMPOSITION:

Toaster, warming rack, instruction manual



 40.5 x 19.5 x 20.5 cm 2 kg  
42 x 41 x 43 cm 8.76 kg



 8435484048217 (Box)  
18435484048214 (Master)  
04821

# Toastin' time 1500 Inox toaster

Steel toaster with double long slot, 1500 W power, and warming rack.

## FEATURES:

Double long-slot toaster with capacity for four slices of toast.  
1500 W.  
3.8-cm wide slot for thick or bigger toast.  
Stainless-steel finish.  
Top rack to heat large-sized food such as pastry or croissants.  
Automatic power-off and pop-up mechanism. Automatically-ejected toast when the program ends.  
Self-centring system to achieve a even toasting on both sides.  
Adjustable power, 7 toast settings for perfect results.  
Preset functions: Reheat and defrost function.  
Cancel button to interrupt the toasting process.  
Easy-to-remove crumb tray.

## COMPOSITION:

Toaster, warming rack, instruction manual



41 x 19.5 x 21 cm 2.02 kg  
42 x 42 x 43 cm 8.8 kg

17 x 39 x 18.2 cm 1.53 kg



8435484048224 (Box)  
18435484048221 (Master)  
04822

# Toastin' time 1500 Blue toaster

Steel toaster with double long slot, 1500 W power, and warming rack.

## FEATURES:

Double long-slot toaster with capacity for four slices of toast.  
1500 W.  
3.8-cm wide slot for thick or bigger toast.  
Stainless-steel finish.  
Top rack to heat large-sized food such as pastry or croissants.  
Automatic power-off and pop-up mechanism. Automatically-ejected toast when the program ends.  
Self-centring system to achieve a even toasting on both sides.  
Adjustable power, 7 toast settings for perfect results.  
Preset functions: Reheat and defrost function.  
Cancel button to interrupt the toasting process.  
Easy-to-remove crumb tray.

## COMPOSITION:

Toaster, warming rack, instruction manual



40.7 x 19.5 x 20.5 cm 2 kg  
42 x 41 x 43 cm 8.76 kg



8435484048231 (Box)  
18435484048238 (Master)  
04823



# Toastin' time 1500 Green toaster

Steel toaster with double long slot, 1500 W power, and warming rack.


## FEATURES:


- Double long-slot toaster with capacity for four slices of toast. 1500 W.
- 3.8-cm wide slot for thick or bigger toast.
- Stainless-steel finish.
- Top rack to heat large-sized food such as pastry or croissants.
- Automatic power-off and pop-up mechanism. Automatically-ejected toast when the program ends.
- Self-centring system to achieve a even toasting on both sides.
- Adjustable power, 7 toast settings for perfect results.
- Preset functions: Reheat and defrost function.
- Cancel button to interrupt the toasting process.
- Easy-to-remove crumb tray.

## COMPOSITION:


Toaster, warming rack, instruction manual



 41 x 19.5 x 21 cm 2.02 kg  
42 x 42 x 43 cm 8.8 kg

 16.8 x 39 x 18.3 cm 1.5 kg



 8435484048248 (Box)  
18435484048245 (Master)  
04824

# Toastin' time 1500 Red toaster

Steel toaster with double long slot, 1500 W power, and warming rack.


## FEATURES:

- Double long-slot toaster with capacity for four slices of toast. 1500 W.
- 3.8-cm wide slot for thick or bigger toast.
- Stainless-steel finish.
- Top rack to heat large-sized food such as pastry or croissants.
- Automatic power-off and pop-up mechanism. Automatically-ejected toast when the program ends.
- Self-centring system to achieve a even toasting on both sides.
- Adjustable power, 7 toast settings for perfect results.
- Preset functions: Reheat and defrost function.
- Cancel button to interrupt the toasting process.
- Easy-to-remove crumb tray.


## COMPOSITION:

Toaster, warming rack, instruction manual



 40.7 x 19.5 x 20.5 cm 2 kg  
42 x 41 x 43 cm 8.76 kg



 8435484048279 (Box)  
18435484048276 (Master)  
04827

# Toastin' time 1500 Double Inox toaster

Steel toaster with four short slots, 1700 W power, and warming rack.

## FEATURES:

- Toaster with four short slots with a capacity for four slices of toast.
- 1700 W.
- 3.8-cm wide slot for thick or bigger toast.
- Stainless-steel finish.
- Top rack to heat large-sized food such as pastry or croissants.
- Automatic power-off and pop-up mechanism. Automatically-ejected toast when the program ends.
- Self-centring system to achieve a even toasting on both sides.
- Adjustable power, 7 toast settings for perfect results.
- Preset functions: Reheat and defrost function.
- Cancel button to interrupt the toasting process.
- Easy-to-remove crumb tray.

## COMPOSITION:

Toaster, warming rack, instruction manual



-  32.5 x 30 x 22 cm 2.45 kg  
61 x 33.5 x 45.5 cm 10.66 kg
-  29 x 28.5 x 29 cm 1.8 kg
- 
-  8435484048286 (Box)  
18435484048283 (Master)  
04828

# Toastin' time 1500 Double Blue toaster

Steel toaster with four short slots, 1700 W power, and warming rack.

## FEATURES:

- Toaster with four short slots with a capacity for four slices of toast.
- 1700 W.
- 3.8-cm wide slot for thick or bigger toast.
- Stainless-steel finish.
- Top rack to heat large-sized food such as pastry or croissants.
- Automatic power-off and pop-up mechanism. Automatically-ejected toast when the program ends.
- Self-centring system to achieve a even toasting on both sides.
- Adjustable power, 7 toast settings for perfect results.
- Preset functions: Reheat and defrost function.
- Cancel button to interrupt the toasting process.
- Easy-to-remove crumb tray.

## COMPOSITION:

Toaster, warming rack, instruction manual



-  32.5 x 30 x 22 cm 2.46 kg  
62.5 x 33 x 46 cm 10.7 kg
-  28.5 x 29.1 x 18 cm 1.69 kg
- 
-  8435484048293 (Box)  
18435484048290 (Master)  
04829



# Toastin' time 1500 Double Green toaster

Steel toaster with four short slots, 1700 W power, and warming rack.

## FEATURES:

- Toaster with four short slots with a capacity for four slices of toast. 1700 W.
- 3.8-cm wide slot for thick or bigger toast.
- Stainless-steel finish.
- Top rack to heat large-sized food such as pastry or croissants.
- Automatic power-off and pop-up mechanism. Automatically-ejected toast when the program ends.
- Self-centring system to achieve a even toasting on both sides.
- Adjustable power, 7 toast settings for perfect results.
- Preset functions: Reheat and defrost function.
- Cancel button to interrupt the toasting process.
- Easy-to-remove crumb tray.

## COMPOSITION:

Toaster, warming rack, instruction manual



-  30.5 x 30 x 22 cm 2.5 kg  
62 x 33 x 46.5 cm 10.74 kg
-  28.5 x 29.1 x 18 cm 1.69 kg
- 
-  8435484048309 (Box)  
18435484048306 (Master)  
04830

# Toastin' time 1500 Double Red toaster

Steel toaster with four short slots, 1700 W power, and warming rack.





## FEATURES:

- Toaster with four short slots with a capacity for four slices of toast. 1700 W.
- 3.8-cm wide slot for thick or bigger toast.
- Stainless-steel finish.
- Top rack to heat large-sized food such as pastry or croissants.
- Automatic power-off and pop-up mechanism. Automatically-ejected toast when the program ends.
- Self-centring system to achieve a even toasting on both sides.
- Adjustable power, 7 toast settings for perfect results.
- Preset functions: Reheat and defrost function.
- Cancel button to interrupt the toasting process.
- Easy-to-remove crumb tray.

## COMPOSITION:

Toaster, warming rack, instruction manual



-  30 x 30 x 22 cm 2.48 kg  
62 x 33.5 x 46.5 cm 10.68 kg
-  28.5 x 29.1 x 18 cm 1.69 kg
- 
-  8435484048361 (Box)  
18435484048368 (Master)  
04836

# BigToast Double Upright toaster

Steel toaster with 2 extra-wide short slots, with capacity for 2 slices of toast, 1000 W and bun holder.

### FEATURES:

- 1000 W of power.
- 2 extra-wide short slots with capacity for 2 3.5-cm slices of toast.
- Designed with stainless-steel finish.
- 4 functions: Reheat, Defrost, Bagel and Cancel.
- Bun holder.
- 6 power levels.
- Removable crumb tray.
- Operation indicator light.

### COMPOSITION:

Toaster, warming rack, instruction manual



-  32 x 19.5 x 23.6 cm 2.05 kg  
59.5 x 34 x 49 cm 12.9 kg
-  28.7 x 16.7 x 19.2 cm 1.67 kg
-  220-240 V 50-60 Hz  
840-1000 W
-  8435484030847 (Box)  
18435484030844 (Master)  
03084

# BigToast Extra Upright toaster

Steel toaster with 1 extra-wide long slot, with capacity for 2 slices of toast, 1100 W and bun holder.

### FEATURES:

- 1100 W.
- 1 extra-wide long slot with capacity for 2 3.8-cm slices of toast.
- Designed with stainless-steel finish.
- 4 functions: Reheat, Defrost, Bagel and Cancel.
- Bun holder.
- 6 power levels.
- Removable crumb tray.
- Operation indicator light.

### COMPOSITION:

Toaster, warming rack, instruction manual



-  43 x 15 x 24 cm 2.2 kg  
45 x 45 x 49 cm 14.1 kg
-  39.6 x 11.8 x 19.4 cm 1.83 kg
-  220-240 V 50-60 Hz  
920-1100 W
-  8435484030854 (Box)  
18435484030851 (Master)  
03085



# BigToast Extra Double Upright toaster

Steel toaster with 2 extra-wide long slots, with capacity for 4 slices of toast, 1600 W and bun holder.

## FEATURES:

- 1600 W.
- 2 extra-wide long slots with capacity for 4 3.5-cm slices of toast.
- Designed with stainless-steel finish.
- 4 functions: Reheat, Defrost, Bagel and Cancel.
- Bun holder.
- 6 power levels.
- Removable crumb tray.
- Operation indicator light.

## COMPOSITION:

Toaster, warming rack, instruction manual



-  43 x 19.5 x 23.7 cm 2.6 kg  
59 x 45 x 49 cm 16.75 kg
-  39.6 x 16.5 x 19.4 cm 2.2 kg
-  220-240 V 50-60 Hz  
1340-1600 W
-  8435484030861 (Box)  
18435484030868 (Master)  
03086

# Shine&Toast Double

Steel toaster with double short slot and light ring, with capacity for 2 toasts.

## FEATURES:

- Viewing experience: The flashing light ring provides a clear and visually appealing signal to indicate the end of the toasting process, allowing the user to perform other tasks without worrying about missing the exact moment.
- Time efficiency: With two short slots, the toaster allows you to simultaneously prepare up to 2 pieces of toast, saving time, especially on busy mornings.
- Optimised power: With a power of 850 W, the toaster guarantees fast and efficient toasting, ensuring a delicious breakfast in minutes.
- Bread varieties: The wide slot is ideal for thick breads, providing flexibility in the choice of breads and allowing you to enjoy a variety of breakfast options.
- Durability and style: The stainless steel finish design not only adds durability to the toaster, but also gives it a sleek, modern look that can complement any kitchen.
- Bun holder to heat large-sized foods such as pastry, pies or croissants. Even toasting: Thanks to the self-centring system, the toaster ensures even toasting on all areas of the bread, providing a consistent and delicious result.
- Customised control: With 7 toasting levels, the user has the possibility to adjust the power according to personal preference, allowing from lightly browned toast to crispier toast to suit different tastes.

## COMPOSITION:

Toaster, warming rack, instruction manual



-  8435484032858 (Box)  
18435484032855 (Master)  
03285
- 
- 
- 

# Shine&Toast Extra

Steel toaster with long slot and light ring, with capacity for 2 toasts.

## FEATURES:

Viewing experience: The flashing light ring provides a clear and visually appealing signal to indicate the end of the toasting process, allowing the user to perform other tasks without worrying about missing the exact moment.

Time efficiency: With a long slot, the toaster allows you to simultaneously prepare up to 2 pieces of toast, saving time, especially on busy mornings.

Optimised power: With a power of 1050 W, the toaster guarantees fast and efficient toasting, ensuring a delicious breakfast in minutes.

Bread varieties: The wide slot is ideal for thick breads, providing flexibility in the choice of breads and allowing you to enjoy a variety of breakfast options.

Durability and style: The stainless steel finish design not only adds durability to the toaster, but also gives it a sleek, modern look that can complement any kitchen.

Bun holder to heat large-sized foods such as pastry, pies or croissants.

Even toasting: Thanks to the self-centring system, the toaster ensures even toasting on all areas of the bread, providing a consistent and delicious result.

Customised control: With 7 toasting levels, the user has the possibility to adjust the power according to personal preference, allowing from lightly browned toast to crispier toast to suit different tastes.

## COMPOSITION:

Toaster, warming rack, instruction manual



# Shine&Toast Extra Double

Steel toaster with double long slot and light ring, with capacity for 4 toasts.

## FEATURES:

Viewing experience: The flashing light ring provides a clear and visually appealing signal to indicate the end of the toasting process, allowing the user to perform other tasks without worrying about missing the exact moment.

Time efficiency: With two long slots, the toaster allows you to simultaneously prepare up to 4 pieces of toast, saving time, especially on busy mornings.

Optimised power: With a power of 1400 W, the toaster guarantees fast and efficient toasting, ensuring a delicious breakfast in minutes.

Bread varieties: The wide slot is ideal for thick breads, providing flexibility in the choice of breads and allowing you to enjoy a variety of breakfast options.

Durability and style: The stainless steel finish design not only adds durability to the toaster, but also gives it a sleek, modern look that can complement any kitchen.

Bun holder to heat large-sized foods such as pastry, pies or croissants.

Even toasting: Thanks to the self-centring system, the toaster ensures even toasting on all areas of the bread, providing a consistent and delicious result.

Customised control: With 7 toasting levels, the user has the possibility to adjust the power according to personal preference, allowing from lightly browned toast to crispier toast to suit different tastes.

## COMPOSITION:

Toaster, warming rack, instruction manual





# ClassicToast 8000 Blue Double Digital upright toaster

Toaster with digital display and 2 short slots for 2 slices of toast

## FEATURES:

Toaster with digital display that shows the toasting level and mode, and the remaining operating time.  
2 short slots with capacity for 2 slices of toast and 800-W maximum power.  
Its 2 slots, with 3.8-cm width, allow inserting thick and large bread loaves.  
It includes 3 pre-set functions: Reheat, Defrost and Cancel at the moment.  
Bun holder to heat large-sized foods such as pastry, pies or croissants.  
Adjustable time control with 5 power levels to adjust the bread toasting level.  
Crumb tray, easy to remove for fast and simple cleaning.  
Blue LED operation indicator light for every function.  
Extra-lift function at a touch to remove bread easily, especially useful to remove smaller pieces.  
Bread self-centering system to achieve a completely uniform toast on both sides.  
Non-skid base and cord-storage slot.  
Automatic power-off and toast pop-up system.

## COMPOSITION:

Toaster, warming rack, instruction manual

-  32.2 x 21.8 x 24 cm 2.5 kg  
45.5 x 34 x 50.5 cm 9.8 kg
-  29 x 19 x 19 cm 1.6 kg
-  220-240 V 50/60 Hz  
800 W
-  8435484031059 (Box)  
18435484031056 (Master)  
03105



# ClassicToast 8000 Beige Double Digital upright toaster


Toaster with digital display and 2 short slots for 2 slices of toast

## FEATURES:

Toaster with digital display that shows the toasting level and mode, and the remaining operating time.  
2 short slots with capacity for 2 slices of toast and 800-W maximum power.  
Its 2 slots, with 3.8-cm width, allow inserting thick and large bread loaves.  
It includes 3 pre-set functions: Reheat, Defrost and Cancel at the moment.  
Bun holder to heat large-sized foods such as pastry, pies or croissants.  
Adjustable time control with 5 power levels to adjust the bread toasting level.  
Crumb tray, easy to remove for fast and simple cleaning.  
Blue LED operation indicator light for every function.  
Extra-lift function at a touch to remove bread easily, especially useful to remove smaller pieces.  
Bread self-centering system to achieve a completely uniform toast on both sides.  
Non-skid base and cord-storage slot.  
Automatic power-off and toast pop-up system.

## COMPOSITION:

Toaster, warming rack, instruction manual

-  32 x 22 x 24 cm 2.25 kg  
45.5 x 34 x 50.5 cm 9.75 kg
-  29 x 19 x 19 cm 1.6 kg
-  220-240 V 50/60 Hz  
800 W
-  8435484031066 (Box)  
18435484031063 (Master)  
03106



# ClassicToast 8000 Yellow

## Double Digital upright toaster

Toaster with digital display and 2 short slots for 2 slices of toast

### FEATURES:

Toaster with digital display that shows the toasting level and mode, and the remaining operating time.  
2 short slots with capacity for 2 slices of toast and 800-W maximum power.  
Its 2 3.8-cm extra-wide slots allow inserting thick and large bread loaves.  
It includes 3 pre-set functions: Reheat, Defrost and Cancel at the moment.  
Bun holder to heat large-sized foods such as pastry, pies or croissants.  
Adjustable time control with 5 power levels to adjust the bread toasting level.  
Crumb tray, easy to remove for fast and simple cleaning.  
Blue LED operation indicator light for every function.  
Extra-lift function at a touch to remove bread easily, especially useful to remove smaller pieces.  
Bread self-centering system to achieve a completely uniform toast on both sides.  
Non-skid base and cord-storage slot.  
Automatic power-off and toast pop-up system.

### COMPOSITION:

Toaster, warming rack, instruction manual

-  32 x 22 x 24 cm 2.2 kg  
45.5 x 34 x 50.5 cm 9.65 kg
-  29 x 19 x 19 cm 1.6 kg
-  220-240 V 50/60 Hz  
800 W
-  8435484031073 (Box)  
18435484031070 (Master)  
03107



# ClassicToast 15000 Blue Extra

## Double Digital upright toaster

Toaster with digital display and 2 long slots for 4 slices of toast

### FEATURES:

Toaster with digital display that shows the toasting level and mode, and the remaining operating time.  
It has two long slots with a capacity for 4 slices of toast and 1500 W of maximum power.  
Its 2 slots, with 3.8-cm width, allow inserting thick and large bread loaves.  
It includes 3 pre-set functions: Reheat, Defrost and Cancel at the moment.  
Bun holder to heat large-sized foods such as pastry, pies or croissants.  
Adjustable time control with 5 power levels to adjust the bread toasting level.  
Crumb tray, easy to remove for fast and simple cleaning.  
Blue LED operation indicator light for every function.  
Extra-lift function at a touch to remove bread easily, especially useful to remove smaller pieces.  
Bread self-centering system to achieve a completely uniform toast on both sides.  
Non-skid base and cord-storage slot.  
Automatic power-off and toast pop-up system.

### COMPOSITION:

Toaster, warming rack, instruction manual

-  43 x 21.6 x 24 cm 2.85 kg  
45 x 45 x 50.5 cm 12.3 kg
-  40 x 19.5 x 19 cm 2.16 kg
-  220-240 V 50/60 Hz  
1250-1500 W
-  8435484031080 (Box)  
18435484031087 (Master)  
03108





# ClassicToast 15000 Beige Extra Double Digital upright toaster

Toaster with digital display and 2 long slots for 4 slices of toast

## FEATURES:

Toaster with digital display that shows the toasting level and mode, and the remaining operating time.  
It has two short slots with a capacity for 4 slices of toast and 1500W maximum power.  
Its 2 slots, with 3.8-cm width, allow inserting thick and large bread loaves.  
It includes 3 pre-set functions: Reheat, Defrost and Cancel at the moment.  
Bun holder to heat large-sized foods such as pastry, pies or croissants.  
Adjustable time control with 5 power levels to adjust the bread toasting level.  
Crumb tray, easy to remove for fast and simple cleaning.  
Blue LED operation indicator light for every function.  
Extra-lift function at a touch to remove bread easily, especially useful to remove smaller pieces.  
Bread self-centering system to achieve a completely uniform toast on both sides.  
Non-skid base and cord-storage slot.  
Automatic power-off and toast pop-up system.

## COMPOSITION:

Toaster, warming rack, instruction manual

-  43 x 21.6 x 24 cm 2.85 kg  
45 x 45 x 50 cm 12.45 kg
-  40 x 19.5 x 19 cm 2.16 kg
-  220-240 V 50/60 Hz  
1250-1500 W
-  8435484031097 (Box)  
18435484031094 (Master)  
03109



# ClassicToast 15000 Yellow Extra Double Digital upright toaster




Toaster with digital display and 2 long slots for 4 slices of toast

## FEATURES:

Toaster with digital display that shows the toasting level and mode, and the remaining operating time.  
It has two short slots with a capacity for 4 slices of toast and 1500W maximum power.  
Its 2 slots, with 3.8-cm width, allow inserting thick and large bread loaves.  
It includes 3 pre-set functions: Reheat, Defrost and Cancel at the moment.  
Bun holder to heat large-sized foods such as pastry, pies or croissants.  
Adjustable time control with 5 power levels to adjust the bread toasting level.  
Crumb tray, easy to remove for fast and simple cleaning.  
Blue LED operation indicator light for every function.  
Extra-lift function at a touch to remove bread easily, especially useful to remove smaller pieces.  
Bread self-centering system to achieve a completely uniform toast on both sides.  
Non-skid base and cord-storage slot.  
Automatic power-off and toast pop-up system.

## COMPOSITION:

Toaster, warming rack, instruction manual

-  43 x 22 x 24.1 cm 2.8 kg  
45 x 45 x 50 cm 12.35 kg
-  40 x 19.5 x 19 cm 2.16 kg
-  220-240 V 50/60 Hz  
1250-1500 W
-  8435484031103 (Box)  
18435484031100 (Master)  
03110



# RetroVision Blue toaster

Toaster with glass window, retro design, and dust cover.

## FEATURES:

The 2 extra wide slots are wide enough to accommodate thick or large loaves.  
700 W power.  
Toaster with unique toasting display design to control the toasting process.  
Blue retro design.  
Dust cover to prevent dirt inside the product.  
Automatic power-off and pop-up mechanism. Automatic toast lift when the program is finished.  
Self-centering system to achieve a even toasting on both sides  
Adjustable power: 5 toast settings for a result to suit your taste.

## COMPOSITION:

Toaster, instruction manual



22.8 x 23 x 29.5 cm 1.56 kg  
47.6 x 48.2 x 61.5 cm 13.7 kg

26 x 19 x 17.5 cm 1.1 kg

220-240 V 50/60 Hz  
700 W

8435484080392 (Box)  
18435484080399 (Master)  
08039

# RetroVision Green toaster

Toaster with glass window, retro design, and dust cover.

## FEATURES:

The 2 extra wide slots are wide enough to accommodate thick or large loaves.  
700 W power.  
Toaster with unique toasting display design to control the toasting process.  
Green retro design.  
Dust cover to prevent dirt inside the product.  
Automatic power-off and pop-up mechanism. Automatic toast lift when the program is finished.  
Self-centering system to achieve a even toasting on both sides  
Adjustable power: 5 toast settings for a result to suit your taste.

## COMPOSITION:

Toaster, instruction manual



22.8 x 23 x 29.5 cm 1.56 kg  
47.6 x 48.2 x 61.5 cm 13.67 kg

16 x 19 x 17.5 cm 1.1 kg

220-240 V 50/60 Hz  
700 W

8435484080408 (Box)  
18435484080405 (Master)  
08040



# RetroVision Yellow toaster


Toaster with glass window, retro design, and dust cover.

## FEATURES:

- The 2 extra wide slots are wide enough to accommodate thick or large loaves.
- 700 W power.
- Toaster with unique toasting display design to control the toasting process.
- Yellow retro design.
- Dust cover to prevent dirt inside the product.
- Automatic power-off and pop-up mechanism. Automatic toast lift when the program is finished.
- Self-centring system to achieve a even toasting on both sides.
- Adjustable power: 5 toast settings for a result to suit your taste.

## COMPOSITION:

Toaster, instruction manual



- 22.8 x 23 x 29.5 cm 1.54 kg  
47.6 x 48.2 x 61.5 cm 13.58 kg
- 26 x 19 x 17.5 cm 1.1 kg
- 220-240 V 50/60 Hz  
700 W
- 8435484080415 (Box)  
18435484080412 (Master)  
08041

# RetroVision Beige toaster


Toaster with glass window, retro design, and dust cover.

## FEATURES:

- The 2 extra wide slots are wide enough to accommodate thick or large loaves.
- 700 W power.
- Toaster with unique toasting display design to control the toasting process.
- Beige retro design.
- Dust cover to prevent dirt inside the product.
- Automatic power-off and pop-up mechanism. Automatic toast lift when the program is finished.
- Self-centering system to achieve a even toasting on both sides
- Adjustable power: 5 toast settings for a result to suit your taste.

## COMPOSITION:

Toaster, instruction manual



- 30 x 23 x 23 cm 1.56 kg  
62 x 47 x 47 cm 13.52 kg
- 26 x 19 x 18 cm 1.1 kg
- 220-240 V 50/60 Hz  
700 W
- 8435484080422 (Box)  
18435484080429 (Master)  
08042

# RetroVision Red toaster

Toaster with glass window, retro design, and dust cover.

## FEATURES:

- 2 extra-wide slots allow introducing thick or bigger toast.
- 700 W power.
- Toaster with unique toasting display design to control the toasting process.
- Red retro design.
- Dust cover to prevent dirt inside the product.
- Automatic power-off and pop-up mechanism. Automatic toast lift when the program is finished.
- Self-centring system to achieve a even toasting on both sides.
- Adjustable power: 5 toast settings for a result to suit your taste.

## COMPOSITION:

Toaster, instruction manual



-  22.8 x 23 x 29.5 cm 1.55 kg  
47.6 x 48.2 x 61.5 cm 13.65 kg
- 
-  220-240 V 50/60 Hz  
700 W
-  8435484080439 (Box)  
18435484080436 (Master)  
08043

# VisionToast Toaster

XL-slot toaster, 1260 W, glass view window and automatic high-lift function.

## FEATURES:

- Long-slot toaster with capacity for 2 slices of toast.
- 1260 W.
- Quartz heating elements. More efficiency, less time required.
- XL extra-wide slot for thick or bigger toast.
- Stainless-steel finish and glass view window to control the process.
- Double glass for easy cleaning.
- Automatic power-off and pop-up mechanism. Automatic toast lift when the program is finished.
- Extra-lift system, for easy removal of toast.
- Self-centring system to achieve a even toasting on both sides.
- Adjustable power, 7 toast settings for perfect results.
- Top rack to heat large-sized food such as pastry or croissants.
- Preset functions: Defrost and bagel.
- Bagel function: Toasting only on one side.
- Cancel button to interrupt the toasting process.
- Easy-to-remove crumb tray.
- Non-skid base and cord-storage slot.

## COMPOSITION:

Toaster, warming rack, instruction manual



-  43.5 x 19 x 28 cm 4.25 kg  
46 x 39.5 x 58.4 cm 17.95 kg
-  15 x 39 x 20 cm 3.35 kg
-  220-240 V 50 - 60 Hz  
1100 -1260 W
-  8435484030427 (Box)  
18435484030424 (Master)  
03042



# Touch&Toast Double upright toaster

Steel toaster with double short slot and touch display.

## FEATURES:

Enjoy total control with this toaster's colour display touch control and digital knob, which allows you to easily adjust toasting settings to suit your preferences. Holding 2 pieces of toast in its 2 short slots, this toaster is perfect for satisfying your breakfast or snacking needs quickly and conveniently. Experience the exceptional power of this 950 W toaster, which guarantees fast and even toasting for delicious, crispy slices of bread in no time. The wide slot of this toaster is suitable for thick breads up to 3.8 cm, allowing you to enjoy a variety of bread options and achieve a perfect toast in every slice. The stylish design with stainless steel finish not only provides durability and strength, but also adds a touch of style and sophistication to your kitchen. With the automatic pop-up and shut-off mechanism, you can forget about burning your toast, as the toaster automatically shuts off and gently pops them out when they are ready. Thanks to the self-centring system, each slice of bread is precisely positioned for even toasting, ensuring consistent, golden brown results with every use. Adjust the toasting power to your preference with the 6 toasting levels available, from a light golden brown to a deeper, crisper toast, for toasts that are perfectly cooked to your taste.

## COMPOSITION:

Toaster, instruction manual



29 x 21 x 21.5 cm 1.7 kg  
49.5 x 30 x 44.5 cm 10.94 kg



27 x 18 x 20 cm 1.3 kg



220-240 V 50-60 Hz  
800-950 W



8435484048439 (Box)  
18435484048436 (Master)  
04843



# Touch&Toast Extra upright toaster

Steel toaster with long slot and touch display.

## FEATURES:

Enjoy total control with this toaster's colour display touch control and digital knob, which allows you to easily adjust toasting settings to suit your preferences. Holding 2 pieces of toast in its long slots, this toaster is perfect for satisfying your breakfast or snacking needs quickly and conveniently. Experience the exceptional power of this 1000 W toaster, which guarantees fast and even toasting for delicious, crispy slices of bread in no time. The wide slot of this toaster is suitable for thick breads up to 3.8 cm, allowing you to enjoy a variety of bread options and achieve a perfect toast in every slice. The stylish design with stainless steel finish not only provides durability and strength, but also adds a touch of style and sophistication to your kitchen. With the automatic pop-up and shut-off mechanism, you can forget about burning your toast, as the toaster automatically shuts off and gently pops them out when they are ready. Thanks to the self-centring system, each slice of bread is precisely positioned for even toasting, ensuring consistent, golden brown results with every use. Adjust the toasting power to your preference with the 6 toasting levels available, from a light golden brown to a deeper, crisper toast, for toasts that are perfectly cooked to your taste.

## COMPOSITION:

Toaster, instruction manual



40.5 x 17 x 21.5 cm 1.9 kg  
52.5 x 41.5 x 45 cm 11.9 kg



38 x 14 x 19 cm 1.5 kg



220-240 V 50-60 Hz  
850-1000 W



8435484048453 (Box)  
18435484048450 (Master)  
04845



# Touch&Toast Extra Double upright toaster

Steel toaster with double long slot and touch display.

## FEATURES:

Enjoy total control with this toaster's colour display touch control and digital knob, which allows you to easily adjust toasting settings to suit your preferences. Holding 4 pieces of toast in its 2 long slots, this toaster is perfect for satisfying your breakfast or snacking needs quickly and conveniently. Experience the exceptional power of this 1500 W toaster, which guarantees fast and even toasting for delicious, crispy slices of bread in no time. The wide slot of this toaster is suitable for thick breads up to 3.8 cm, allowing you to enjoy a variety of bread options and achieve a perfect toast in every slice. The stylish design with stainless steel finish not only provides durability and strength, but also adds a touch of style and sophistication to your kitchen. With the automatic pop-up and shut-off mechanism, you can forget about burning your toast, as the toaster automatically shuts off and gently pops them out when they are ready. Thanks to the self-centring system, each slice of bread is precisely positioned for even toasting, ensuring consistent, golden brown results with every use. Adjust the toasting power to your preference with the 6 toasting levels available, from a light golden brown to a deeper, crisper toast, for toasts that are perfectly cooked to your taste.

## COMPOSITION:

Toaster, instruction manual



40 x 21 x 21.3 cm 2.24 kg  
43.5 x 41 x 45 cm 9.56 kg

38 x 29 x 19 cm 1.8 kg

220-240 V 50-60 Hz  
1300-1500 W

8435484048446 (Box)  
18435484048443 (Master)  
04844

# ToastPad Double

Toaster with 7" LCD touch display, smart control, Wi-Fi connectivity and 1400 W of power. Individual control of heating panels, personalised time setting and up to 7 toasting levels for perfect results.

## FEATURES:

7" LCD touch display with intelligent system: Total and personalised control of the toasting process through an intuitive interface and smart technology.

Wi-Fi connectivity and app control: Remote access and convenient control of the toasting process through an intuitive app, offering comfort and flexibility to the user.

Individual control of heating panels: With two slots and four heating panels, you have full control over the panels you want to activate for toasting. This allows you to choose to toast only one side of the bread if you wish, giving you a personalised toasting experience.

Automatic toast raising and lowering system: It further facilitates the toasting process by automatically raising and lowering the toast, ensuring even heat distribution and perfect results every time.

Quick glance function during toasting: Check the status of the bread in real time without interrupting the process, ensuring it is toasted to your preference without stopping the appliance.

1400 W of power for an efficient toasting: Fast heating and efficient toasting thanks to 1400 W of power, ensuring optimal results in less time.

Cast aluminium body and dust cover: Advanced design using 2.55 mm die-cast aluminium to dissipate heat quickly and ensure a comfortable and safe experience. Dust cover that prevents dirt from getting inside your toaster when storing it.

Customised setting of the toasting time: Modify the toasting time to your liking if the default setting is not enough for you.

Different toasting levels: Enjoy up to 7 toasting levels to suit your exact preferences.

Dust cover: prevents dirt from getting inside your toaster when storing it.

## COMPOSITION:


Toaster, instruction manual



220-240 V 50-60 Hz  
1200-1400 W

8435484001687 (Box)  
18435484001684 (Master)  
00168






TOAST&TASTE DOUBLE W    TOAST&TASTE DOUBLE B    TOAST&TASTE EXTRA W    TOAST&TASTE EXTRA B    TOAST&TASTE EXTRA DOUBLE W    TOAST&TASTE EXTRA DOUBLE B



TOAST&TASTE 9000 DOUBLE WHITE    TOAST&TASTE 9000 DOUBLE    TOAST&TASTE 10000 EXTRA WHITE    TOAST&TASTE 10000 EXTRA    TOAST&TASTE 16000 EXTRA WHITE    TOAST&TASTE 16000 EXTRA DOUBLE    YUMMY TOAST DOUBLE

Reference	2181	2184	2182	2185	2183	2180	3188	3179	3189	3180	3190	3181	8011
Power	650 W	650 W	1000 W	1000 W	1350 W	1350 W	980 W	980 W	980 W	980 W	1630 W	1630 W	850 W
Slots	2 short	2 short	1 long	1 long	2 long	2 long	2 short	2 short	1 long	1 long	2 long	2 long	2 short
Slices	2	2	2	2	4	4	2	2	2	2	4	4	2
Toasting levels	7	7	7	7	7	7	6	6	6	6	6	6	5
Stainless steel	✗	✗	✗	✗	✗	✗	✗	✗	✗	✗	✗	✗	✓
Defrost function	✓	✓	✓	✓	✓	✓	✓	✓	✓	✓	✓	✓	✓
Cancel function	✓	✓	✓	✓	✓	✓	✓	✓	✓	✓	✓	✓	✓
Reheat function	✓	✓	✓	✓	✓	✓	✓	✓	✓	✓	✓	✓	✓
Bagel function	✗	✗	✗	✗	✗	✗	✗	✗	✗	✗	✗	✗	✗
Wide slot	✓	✓	✓	✓	✓	✓	✓	✓	✓	✓	✓	✓	✓
Bun holder	✗	✗	✓	✓	✓	✓	✓	✓	✓	✓	✓	✓	✓



VINTAGE 800 LIGHT BLUE   VINTAGE 800 LIGHT GREEN   VINTAGE 800 LIGHT YELLOW   VINTAGE 800 LIGHT BEIGE



800 VINTAGE LIGHT RED   TOASTIN' TIME 850 INOX LITE   TOASTIN' TIME 850 RED LITE   TOASTIN' TIME 850 INOX LONG LITE   TOASTIN' TIME 850 RED LONG LITE   TOASTIN' TIME 1500 INOX LITE   TOASTIN' TIME 1500 RED LITE

Reference	3208	3209	3210	3212	3259	4837	4838	4839	4840	4841	4842
Power	850 W	850 W	850 W	850 W	850 W	850 W	850 W	850 W	850 W	1500 W	1500 W
Slots	2 short	2 short	2 short	2 short	2 short	2 short	2 short	1 long	1 long	2 long	2 long
Slices	2	2	2	2	2	2	2	2	2	4	4
Toasting levels	6	6	6	6	6	7	7	7	7	7	7
Stainless steel	✓	✓	✓	✓	✓	✓	✓	✓	✓	✓	✓
Defrost function	✓	✓	✓	✓	✓	✓	✓	✓	✓	✓	✓
Cancel function	✓	✓	✓	✓	✓	✓	✓	✓	✓	✓	✓
Reheat function	✓	✓	✓	✓	✓	✓	✓	✓	✓	✓	✓
Bagel function	✗	✗	✗	✗	✗	✗	✗	✗	✗	✗	✗
Wide slot	✓	✓	✓	✓	✓	✓	✓	✓	✓	✓	✓





TOSTADOR  
VERTICAL  
TOAST&TASTE  
1000 RETRO  
DOUBLE BLUE

TOSTADOR  
VERTICAL  
TOAST&TASTE  
1000 RETRO  
DOUBLE GREEN

TOSTADOR  
VERTICAL  
TOAST&TASTE  
1000 RETRO  
DOUBLE BEIGE



TOSTADOR  
VERTICAL  
TOAST&TASTE  
1000 RETRO  
DOUBLE INOX

TOSTADOR  
VERTICAL  
TOAST&TASTE  
1600 RETRO  
DOUBLE BLUE

TOSTADOR  
VERTICAL  
TOAST&TASTE  
1600 RETRO  
DOUBLE GREEN

TOSTADOR  
VERTICAL  
TOAST&TASTE  
1600 RETRO  
DOUBLE BEIGE

TOSTADOR  
VERTICAL  
TOAST&TASTE  
1600 RETRO  
DOUBLE INOX

Reference	3234	3230	3232	3206	3235	3231	3233	3207
Power	980 W	980 W	980 W	980 W	1630 W	1630 W	1630 W	1630 W
Slots	2 short	2 short	2 short	2 short	2 long	2 long	2 long	2 long
Slices	2	2	2	2	4	4	4	4
Toasting levels	6	6	6	6	6	6	6	6
Stainless steel	✓	✓	✓	✓	✓	✓	✓	✓
Defrost function	✓	✓	✓	✓	✓	✓	✓	✓
Cancel function	✓	✓	✓	✓	✓	✓	✓	✓
Reheat function	✓	✓	✓	✓	✓	✓	✓	✓
Bagel function	✗	✗	✗	✗	✗	✗	✗	✗
Wide slot	✓	✓	✓	✓	✓	✓	✓	✓
Bun holder	✓	✓	✓	✓	✓	✓	✓	✓



TOSTADOR  
VERTICAL  
TOASTIN'  
TIME 850  
INOX

TOSTADOR  
VERTICAL  
TOASTIN'  
TIME 850  
BLUE

TOSTADOR  
VERTICAL  
TOASTIN'  
TIME 850  
GREEN

TOSTADOR  
VERTICAL  
TOASTIN'  
TIME 850  
RED

TOSTADOR  
VERTICAL  
TOASTIN'  
TIME 850  
INOX LONG



TOSTADOR  
VERTICAL  
TOASTIN'  
TIME 850  
BLUE LONG

TOSTADOR  
VERTICAL  
TOASTIN'  
TIME 850  
GREEN  
LONG

TOSTADOR  
VERTICAL  
TOASTIN'  
TIME 850  
RED LONG


TOSTADOR  
VERTICAL  
TOASTIN'  
TIME 1500  
INOX

TOSTADOR  
VERTICAL  
TOASTIN'  
TIME 1500  
BLUE

TOSTADOR  
VERTICAL  
TOASTIN'  
TIME 1500  
GREEN

TOSTADOR  
VERTICAL  
TOASTIN'  
TIME 1500  
RED

Reference	4810	4811	4812	4815	4816	4817	4818	4821	4822	4823	4824	4827
Power	850 W	850 W	850 W	850 W	850 W	850 W	850 W	850 W	1500 W	1500 W	1500 W	1500 W
Slots	2 short	2 short	2 short	2 short	1 long	1 long	1 long	1 long	2 long	2 long	2 long	2 long
Slices	2	2	2	2	2	2	2	2	4	4	4	4
Toasting levels	7	7	7	7	7	7	7	7	7	7	7	7
Stainless steel	✓	✓	✓	✓	✓	✓	✓	✓	✓	✓	✓	✓
Defrost function	✓	✓	✓	✓	✓	✓	✓	✓	✓	✓	✓	✓
Cancel function	✓	✓	✓	✓	✓	✓	✓	✓	✓	✓	✓	✓
Reheat function	✓	✓	✓	✓	✓	✓	✓	✓	✓	✓	✓	✓
Bagel function	✗	✗	✗	✗	✗	✗	✗	✗	✗	✗	✗	✗
Wide slot	✓	✓	✓	✓	✓	✓	✓	✓	✓	✓	✓	✓
Bun holder	✓	✓	✓	✓	✓	✓	✓	✓	✓	✓	✓	✓



TOSTADOR  
VERTICAL  
TOASTIN'  
TIME 1500  
DOUBLE  
INOX

TOSTADOR  
VERTICAL  
TOASTIN'  
TIME 1500  
DOUBLE  
BLUE

TOSTADOR  
VERTICAL  
TOASTIN'  
TIME 1500  
DOUBLE  
GREEN

TOSTADOR  
VERTICAL  
TOASTIN'  
TIME 1500  
DOUBLE RED



TOSTADOR  
VERTICAL  
BIGTOAST  
DOUBLE

TOSTADOR  
VERTICAL  
BIGTOAST  
EXTRA

TOSTADOR  
VERTICAL  
BIGTOAST  
EXTRA  
DOUBLE

SHINE&TOAST  
DOUBLE

SHINE&TOAST  
EXTRA

SHINE&TOAST  
EXTRA  
DOUBLE

Reference	4828	4829	4830	4836	3084	3085	3086	3285	3286	3287
Power	1700 W	1700 W	1700 W	1700 W	1000 W	1100 W	1600 W	850 W	1050 W	1400 W
Slots	4 short	4 short	4 short	4 short	2 short	1 long	2 long	2 short	1 long	2 long
Slices	4	4	4	4	2	2	4	2	2	4
Toasting levels	7	7	7	7	6	6	6	7	7	7
Stainless steel	✓	✓	✓	✓	✓	✓	✓	✓	✓	✓
Defrost function	✓	✓	✓	✓	✓	✓	✓	✓	✓	✓
Cancel function	✓	✓	✓	✓	✓	✓	✓	✓	✓	✓
Reheat function	✓	✓	✓	✓	✓	✓	✓	✓	✓	✓
Bagel function	✗	✗	✗	✗	✓	✓	✓	✗	✗	✗
Wide slot	✓	✓	✓	✓	✓	✓	✓	✓	✓	✓
Bun holder	✓	✓	✓	✓	✓	✓	✓	✓	✓	✓





CLASSIC  
TOAST 8000  
BLUE  
DOUBLE

CLASSIC  
TOAST 8000  
BEIGE  
DOUBLE

CLASSIC  
TOAST 8000  
YELLOW  
DOUBLE

CLASSIC  
TOAST 15000  
BLUE EXTRA  
DOUBLE



CLASSIC  
TOAST 15000  
BEIGE  
EXTRA  
DOUBLE

CLASSIC  
TOAST 15000  
YELLOW  
EXTRA  
DOUBLE

RETRO  
VISION  
BLUE

RETRO  
VISION  
GREEN

RETRO  
VISION  
YELLOW

RETRO  
VISION  
BEIGE

RETRO  
VISION  
RED

Reference	3105	3106	3107	3108	3109	3110	8039	8040	8041	8042	8043
Power	800 W	800 W	800 W	1500 W	1500 W	1500 W	700 W	700 W	700 W	700 W	700 W
Slots	2 short	2 short	2 short	2 long	2 long	2 long	2 short	2 short	2 short	2 short	2 short
Slices	2	2	2	4	4	4	2	2	2	2	2
Toasting levels	6	6	6	6	6	6	5	5	5	5	5
Stainless steel	✗	✗	✗	✗	✗	✗	✗	✗	✗	✗	✗
Defrost function	✓	✓	✓	✓	✓	✓	✗	✗	✗	✗	✗
Cancel function	✓	✓	✓	✓	✓	✓	✓	✓	✓	✓	✓
Reheat function	✓	✓	✓	✓	✓	✓	✓	✓	✓	✓	✓
Bagel function	✗	✗	✗	✗	✗	✗	✗	✗	✗	✗	✗
Wide slot	✓	✓	✓	✓	✓	✓	✓	✓	✓	✓	✓
Bun holder	✓	✓	✓	✓	✓	✓	✗	✗	✗	✗	✗
Glass viewing window	✗	✗	✗	✗	✗	✗	✓	✓	✓	✓	✓
Dustproof cover	✗	✗	✗	✗	✗	✗	✓	✓	✓	✓	✓
Colour display	✗	✗	✗	✗	✗	✗	✗	✗	✗	✗	✗
Digital control	✓	✓	✓	✓	✓	✓	✗	✗	✗	✗	✗



TOSTADORA  
VISIONTOAST

TOUCH&TOAST  
DOUBLE

TOUCH&TOAST EXTRA

TOUCH&TOAST EXTRA  
DOUBLE

TOASTPAD DOUBLE  
CONNECTED

Reference	3042	4843	4845	4844	168
Power	1260 W	950 W	1000 W	1500 W	1400 W
Slots	1 long	2 short	1 long	2 long	2 short
Slices	2	2	2	4	2
Toasting levels	7	7	7	7	7
Stainless steel	✓	✓	✓	✓	✓
Defrost function	✓	✓	✓	✓	✓
Cancel function	✓	✓	✓	✓	✓
Reheat function	✗	✓	✓	✓	✓
Bagel function	✓	✗	✗	✗	✓
Wide slot	✓	✓	✓	✓	✓
Bun holder	✓	✗	✗	✗	✗
Glass viewing window	✓	✗	✗	✗	✗
Dustproof cover	✗	✗	✗	✗	✓
Colour display	✗	✓	✓	✓	✓
Digital control	✗	✓	✓	✓	✓
Connectivity	✗	✗	✗	✗	✓



# Flatbed toasters

*Discover the range*





# Turbo EasyToast Basic Flatbed toaster

Flat-bed toaster, 900 W, with grid, 3 quartz heating elements and 6 power levels.

## FEATURES:

- Flat toaster, 900 W.
- Suitable for toasting any type of bread or pastry with its grid.
- 3 quartz heating elements, greater efficiency and less time consumption.
- Power adjustment, 6 power levels.
- Wide and easy-to-remove crumb tray.
- Sound signal with alarm.
- Indicator light.
- Cord storage slot and non-skid base.

## COMPOSITION:

Toaster, instruction manual



-  40.4 x 8.5 x 25.5 cm 1.15 kg  
41.5 x 27.3 x 53 cm 7.6 kg
-  21 x 35 x 7 cm 0.95 kg
-  220-240 V 50/60 Hz  
900 W
-  8435484080101 (Box)  
68435484080103 (Master)  
08010

# Turbo EasyToast Inox Flatbed toaster


Flatbed toaster, 900 W, 3 heating elements for all types of bread and pastry.

## FEATURES:

- Flat toaster, 900 W.
- Suitable for toasting any type of bread or pastry with its grid.
- 3 quartz heating elements. More efficiency, less energy consumption.
- Stainless-steel finish.
- On, operation and off light indicator.
- Power adjustment, 6 power levels.
- Wide and easy-to-remove crumb tray.
- Cord storage slot and non-skid base.

## COMPOSITION:

Toaster, instruction manual



-  42.5 x 30 x 9 cm 1.6 kg  
58 x 43.5 x 33 cm 10.5 kg
-  25 x 37 x 7 cm 1.3 kg
-  220-240 V 50/60 Hz  
900 W
-  8435484080040 (Box)  
18435484080047 (Master)  
08004

# NiceSlice Inox


Flatbed toaster, 1000 W, 3 heating elements for all types of bread and pastry.

## FEATURES:

- 1000 W power: get crispy, golden brown toast without long waits.
- Horizontal design: allows all types of bread and pastries to be toasted efficiently.
- Three quartz heating elements: not only does it heat faster, but also more evenly and with less waiting time.
- Stainless steel finish: gives a modern and stylish look to your kitchen and makes the toaster more durable.
- Indicator light: its shows when it is in operation. It also has an on/off button for easy control.
- Six toasting levels: control the power according to the type of toasting you want.
- Crumb tray: its large, easy-to-remove design allows you to clean the toaster effortlessly.

## COMPOSITION:

Flatbed toaster, instruction manual.



24 x 8.5 x 38.8 cm 1.4 kg  
40 x 37 x 75 cm 18.3 kg



8435484032742 (Box)  
18435484032749 (Master)  
03274

# Turbo EasyToast InoxDark Flatbed toaster

Flatbed toaster, 900 W, 3 heating elements for all types of bread and pastry.

## FEATURES:

- Flat toaster, 900 W.
- Suitable for toasting any type of bread or pastry with its grid.
- 3 quartz heating elements. More efficiency, less energy consumption.
- Stainless-steel finish.
- On, operation and off light indicator.
- Power adjustment, 6 power levels.
- Wide and easy-to-remove crumb tray.
- Cord storage slot and non-skid base.

## COMPOSITION:

Toaster, instruction manual



42.5 x 9 x 30 cm 1.58 kg  
57.5 x 43.5 x 32.5 cm 10.14 kg



25 x 37 x 7 cm 1.3 kg  
220-240 V 50/60 Hz  
900 W  
8435484032292 (Box)  
03229



# NiceSlice Touch

Flatbed toaster, 1000 W, touch control, 3 heating elements for all types of bread and pastry.

## FEATURES:

1000 W power: get crispy, golden brown toast without long waits.

Horizontal design: allows all types of bread and pastries to be toasted efficiently.

Three quartz heating elements: not only does it heat faster, but also more evenly and with less waiting time.

Stainless steel finish: gives a modern and stylish look to your kitchen and makes the toaster more durable.

Touch control: with just one touch it allows easy, hassle-free operation to make sure your toast is exactly the way you like it.

Indicator light: its shows when it is in operation. It also has an on/off button for easy control.

Six toasting levels: control the power according to the type of toasting you want.

Crumb tray: its large, easy-to-remove design allows you to clean the toaster effortlessly.

## COMPOSITION:

Flatbed toaster, instruction manual.





8.7 x 24 x 38.7 cm 1.44 kg  
40.5 x 37.5 x 75.5 cm 18.18 kg



8435484032759 (Box)  
18435484032756 (Master)  
03275







	TOSTADOR PLANO TURBO EASYTOAST BASIC	TOSTADOR PLANO TURBO EASYTOAST INOX	TOSTADOR PLANO TURBO EASYTOAST INOXDARK	NICESLICE INOX	NICESLICE TOUCH
Reference	8010	8004	3229	3274	3275
Power	900 W	900 W	900 W	1000 W	1000 W
Toasting surface	35.5 x 21 cm	35.5 x 21 cm	35.5 x 21 cm	35.5 x 21 cm	35.5 x 21 cm
No. of heating elements	3	3	3	3	3
Timer	✗	✓	✓	✓	✓
Stainless finish	✗	✓	✓	✓	✓
Crumb tray	✓	✓	✓	✓	✓
Touch display	✗	✗	✗	✗	✓

cecotec